

Holiday Inn Glasgow - East Kilbride - Leisure Facilities



[View the Access Guide](#)

Stewartfield Way, East Kilbride G74 5LA

01355 354 461

www.ihg.com/holidayinn/hotels/gb/en/east-kilbride/ekbuk/hotel/detail (<https://www.ihg.com/holidayinn/hotels/gb/en/east-kilbride/ekbuk/hotel/detail>)

Guide Last Updated: 13/02/2018

[Something changed? \(/contact/something_changed?destination=/access-guide/kew-green/holiday-inn-glasgow-east-kilbride-leisure-facilities\)](#)



Google

<https://maps.google.com/maps?ll=55.772201,-4.227195&z=14&t=m&hl=en-US&gl=US&mapclient=api3>

Map data ©2018 Google

Access Guide



[Explain these icons \(/our-icons\)](#)

[Expand all](#) [Collapse all](#)

Leisure Facilities Introduction

[Collapse -](#)

Related Access Guide(s)

[Collapse -](#)

- [For the Holiday Inn Glasgow - East Kilbride DisabledGo access guide please click here \(new tab\) \(https://www.disabledgo.com/access-guide/holiday-inn/holiday-inn-glasgow-east-kilbride\).](https://www.disabledgo.com/access-guide/holiday-inn/holiday-inn-glasgow-east-kilbride)
- [For the Holiday Inn Glasgow - East Kilbride - Conference and Banqueting Suite DisabledGo access guide please click here \(new tab\) \(https://www.disabledgo.com/access-guide/kew-green/holiday-inn-glasgow-east-kilbride-conference-and-banqueting-suite\).](https://www.disabledgo.com/access-guide/kew-green/holiday-inn-glasgow-east-kilbride-conference-and-banqueting-suite)

Leisure Facilities Information

[Collapse -](#)

- The leisure facilities are located opposite the hotel entrance.
- The leisure facilities can be accessed from the hotel.
- The leisure facilities may be accessed via the first floor bridge. However access from within the hotel to the leisure facilities has stepped access. Step free access can be gained by using the external entrance to the leisure facilities.

Getting Here

Collapse -

By Road

Collapse -

- The hotel is located south of Glasgow on the outskirts of East Kilbride. It is sited off the A726 Queensway/Redwood Drive near the roundabout junction with South Road and Stewartfield Way.
- This hotel has a car park which is free for all users. Car registration numbers must be logged at the hotel reception or leisure facilities reception.

By Bus

Collapse -

- There is a bus stop within 150 metres of the venue.
- The nearest bus stops are on South Road (southbound Slip 100m, northbound slip 240m) and Stewartfield Way (240m).
- [For more information on First Greater Glasgow please click here \(opens new tab\) \(https://www.firstgroup.com\).](https://www.firstgroup.com)

By Train

Collapse -

- The nearest Railway Station is Hairmyres.
- Hairmyres Station is on the Glasgow South Western Line and is approximately 1.8 miles for the hotel. There are bus and taxi routes to the hotel.
- [For more information on National Rail please click here \(opens new tab\) \(http://www.nationalrail.co.uk/stations/HMY/details.html\).](http://www.nationalrail.co.uk/stations/HMY/details.html)

Getting Help and Assistance

Collapse -

- There is a member of staff available for help and assistance.
- Staff receive disability awareness/equality training.
- Staff do not receive deaf awareness training.
- There is not a member of staff trained in British Sign Language.
- British Sign Language interpreters cannot be provided on request.
- The alternative formats documents can be provided in include; large print on request.
- There is an assistance dog toilet or toileting area at the venue/near by.
- The assistance dog toilet or toileting area is located on the grass areas at the rear of the hotel.
- Water bowls for assistance dogs are available.
- There are not mobility aids available.

Parking

Collapse -

Parking

Collapse -

- The venue does have its own limited parking facilities.
- The venue shares the hotels parking facilities.
- The car park is located on the left of the access road before the leisure facilities.
- The car park type is open air/surface.
- The car park does have a height restriction barrier.
- The maximum height of the restriction barrier is 365cm (11ft 12in).
- The car park does not have a barrier control system.
- The car park surface is tarmac and block paving.
- There is a/are Blue Badge parking bay(s) available.
- The Blue Badge bay(s) is/are signposted and have markings which are faded.
- There is/are 2 designated Blue Badge parking bay(s) within the car park.
- The dimensions of the designated Blue Badge parking bay(s) surveyed are 419cm x 500cm (13ft 9in x 16ft 5in).
- There is not a 120cm hatched zone around the Blue Badge parking bay(s).

- Parking spaces for Blue Badge holders do not need to be booked in advance.
- The Blue Badge bays are located on the access road but are shared with hotel users.
- Clearly marked/signposted parent and child parking bays are not available.
- Additional parking is available outside the hotel.

Paying

Collapse -

- There are not parking charges for the car park.

Access from the Car Park

Collapse -

- The route from the car park to the entrance is accessible to a wheelchair user with assistance.
- Assistance may be required because there is/are slopes/ramps.
- The entrance is clearly visible from the car park.
- The surface on the approach to the entrance is concrete tiles and tarmac and block paving.
- There is not a road to cross between the car park and the entrance.
- There is no tactile paving on dropped kerbs between the car park and the entrance.
- The nearest designated Blue Badge parking bay is approximately 30m (32yd 2ft) from the leisure facilities external entrance.

Drop-off Point(s)

Collapse -

- There is not a/are not clearly marked drop-off point(s).

Comments

Collapse -

- The car park is for leisure facilities permit holders only.
- The Blue Badge bays are shared with hotel users.
- Though parking is free outside the permit holders' car park, all car registration details must be registered at either the leisure facilities reception or the hotel reception.



1



2



3

Outside Access (Hotel Entrance)

Collapse -

Entrance

Collapse -

- This information is for the entrance located at the front of the hotel.
- The entrance area/door is clearly signed.
- There is ramped/sloped access at this entrance.
- There is a canopy or recess which provides weather protection at this entrance.
- The entrance door(s) does/do contrast visually with its immediate surroundings.
- The main door(s) open(s) automatically (towards you).
- The main automatic door(s) is/are push pad or push button activated.
- The push pad or push button is 90cm from floor level.
- The door(s) is/are single width.
- The width of the door opening is 75cm.

Ramp/Slope	Collapse -
<ul style="list-style-type: none"> The ramp/slope is located in front of the entrance. The gradient of the ramp/slope is steep. 	
Comments	Collapse -
<ul style="list-style-type: none"> There is a revolving door to the right of the automatic door. The clear opening width is 129cm. 	



1



2



3



4



5



6

Outside Access (Conference and Banqueting Suite External Entrance)	Collapse -
--	------------

Entrance	Collapse -
<ul style="list-style-type: none"> This information is for the entrance located at the rear of the hotel. The entrance area/door is clearly signed. There is ramped/sloped access at this entrance. There is a canopy or recess which provides weather protection at this entrance. There is a dark mat or floor marking at this entrance that might be perceived as a hole. The entrance door(s) does not/do not contrast visually with its immediate surroundings. The main door(s) open(s) towards you (pull). The door(s) is/are double width. The door(s) is/are heavy. The width of the door opening is 156cm. There is a small lip on the threshold of the entrance, with a height of 2cm or below. 	
Ramp/Slope	Collapse -
<ul style="list-style-type: none"> The ramp/slope is located in front of the entrance. The gradient of the ramp/slope is slight. 	



1



2



3



4

Entrance (Conference and Banqueting Suite Internal Entrance)

Collapse -

Entrance

Collapse -

- This information is for the entrance located to the rear of the hotel entrance lobby.
- The entrance area/door is not clearly signed.
- There is step-free access at this entrance.
- The entrance door(s) does not/do not contrast visually with its immediate surroundings.
- The main door(s) open(s) towards you (pull).
- The door(s) is/are double width.
- The door(s) is/are heavy.
- The width of the door opening is 136cm.
- There is a second set of doors.
- The door(s) open(s) towards you (pull).
- The door(s) is/are double width.
- The door(s) is/are heavy.
- The width of the door opening is 136cm.




1



2



3



4

Getting Around

Collapse -

Access

Collapse -

- There is step-free access throughout the majority of the building.
- There is/are 8 clearly marked step(s), with handrails on both sides, for access to Rooms 110-136.
- The height of the step(s) is/are between the recommended 15cm and 18cm.
- The going of the step(s) is/are not between the recommended 30cm and 45cm.
- These steps are on the first floor, in the main corridor to the right as you exit the lift. The steps give access to rooms 110-136. The steps are shown in photographs 3 and 4.
- There is/are 9 clearly marked step(s), with handrails on both sides, for access to Rooms 210-236.
- The height of the step(s) is/are between the recommended 15cm and 18cm.
- The going of the step(s) is/are not between the recommended 30cm and 45cm.
- These steps are on the second floor, in the main corridor to the right as you exit the lift. The steps give access to rooms 210-236. The steps are shown in photographs 5 and 6.

Circulation

Collapse -

- There are doors in corridors/walkways which have to be opened manually.
- The type of flooring in corridors/walkways is carpet.
- There is some flooring in corridors/walkways which includes patterns or colours which could be confusing or look like steps or holes to some people.
- There is good colour contrast between the walls and floor in all areas.
- There is a mixture of seating with and without armrests at regular intervals.
- The lighting levels are good.
- Access to other floors/levels is via stairs and lift.

Signage

Collapse -

- Wayfinding signage is provided.
- The colour, design and typeface of signs is consistent throughout the building.

Audio

Collapse -

- This venue does play background music in public areas.
- Music is played in the entrance lobby, bar and restaurant.
- There is not a hearing assistance system in the public areas of the building.



1



2



3



4



5



6



7



8

Opening Times (Leisure Facilities)

Collapse -

- Monday 06:30 - 22:30.
- Tuesday 06:30 - 22:30.
- Wednesday 06:30 - 22:30.
- Thursday 06:30 - 22:30.
- Friday 06:30 - 22:30.
- Saturday 07:00 - 21:00.
- Sunday 07:00 - 21:00.

Outside Access (Leisure Facilities External Entrance)

Collapse -

Entrance

Collapse -

- This information is for the entrance located at the front of the building, opposite the hotel entrance.
- The entrance area/door is clearly signed.
- There is ramped/sloped or stepped access at this entrance.

- There is a canopy or recess which provides weather protection at this entrance.
- The entrance door(s) does not/do not contrast visually with its immediate surroundings.
- The main door(s) open(s) towards you (pull).
- The door(s) is/are double width but one door is locked.
- The door(s) is/are heavy.
- The width of the door opening is 76cm.
- There is a small lip on the threshold of the entrance, with a height of 2cm or below.
- There is a second set of doors.
- The door(s) open(s) towards you (pull).
- The door(s) is/are double width but one door is locked.
- The door(s) is/are heavy.
- The width of the door opening is 76cm.

Ramp/Slope

Collapse -

- The ramp/slope is located to the left as you face the entrance.
- The gradient of the ramp/slope is steep.
- The ramp/slope is permanent.
- There is not a level landing at the top of the ramp/slope.
- There is a/are handrail(s) at the ramp.
- The handrail(s) is/are on the right going up.
- The width of the ramp/slope is 147cm (4ft 10in).
- The ramp/slope does bypass the step(s).

Step(s)

Collapse -

- The step(s) is/are located to the right as you face the entrance.
- There is/are 6 step(s).
- The step(s) is/are not clearly marked.
- The height of the step(s) is/are between 15cm and 18cm.
- The going of the step(s) is/are not between 30cm and 45cm.
- There is a/are handrail(s) at the step(s).
- The handrail(s) is/are on the left going up.
- Handrails are at the recommended height (90cm-100cm).
- Handrails do cover the flight of stairs throughout its length.
- Handrails are easy to grip.
- Handrails do extend horizontally beyond the first and last steps.



1



2



3



4



5



6



7



8

Entrance (Leisure Facilities Internal Entrance)

Collapse -

Entrance

Collapse -

- This information is for the entrance located on the first floor of the hotel, on the access bridge.
- The entrance area/door is clearly signed.
- There is step-free access at this entrance.
- The entrance door(s) does/do contrast visually with its immediate surroundings.
- The main door(s) open(s) towards you (pull).
- The door(s) is/are double width.
- The door(s) is/are heavy.
- The width of the door opening is 157cm.



1



2

Reception

Collapse -

Reception

Collapse -

- The reception point is located on the ground floor, ahead as you enter the leisure facilities external entrance.
- The reception point is approximately 5m (5yd 1ft) from the leisure facilities external entrance.
- The reception area/desk is clearly visible from the entrance.
- There is step-free access to the reception point.
- There is a clear unobstructed route to the reception point.
- There are windows, TVs, glazed screens or mirrors behind the reception point which could adversely affect the ability of someone to lip read.
- The reception counter is not placed in front of a background which is patterned.
- The lighting levels at the reception point are varied.
- The height of the reception counter is high (110cm+).
- There is sufficient space to write or sign documents on the counter.
- There is not a lowered section of the counter.
- The counter is staffed.
- Clipboards can be provided to anyone who is unable to use the desk.
- There is not a hearing assistance system at the reception point.
- There is a touch screen.
- The touch screen is not at a suitable height for a wheelchair user.
- Signs and universally accepted symbols or pictograms, indicating lifts, stairs, WCs, circulation routes and other parts of the building are not provided in the reception area.
- The type of flooring in the reception area is carpet and laminate.

Reception Waiting Area

Collapse -

- There is a waiting area close to the reception point.
- Access to the waiting area is unobstructed.
- There are sofas only in the waiting area.
- There is sufficient space for a wheelchair user to use the waiting area.



1



2



3



4

Getting Around

Collapse -

Access

Collapse -

- There is not step-free access throughout the building.
- There is/are 4 clearly marked step(s), with a handrail on the right going up, for access to the cardio room on the first floor.
- The height of the step(s) is/are between the recommended 15cm and 18cm.
- The going of the step(s) is/are not between the recommended 30cm and 45cm.
- These steps are to the left as you enter via the leisure facilities internal entrance. The steps are shown in photograph 6.
- There is/are 4 clearly marked step(s), with a handrail on the left going up, for access to Studio 1 and the boxing area.
- The height of the step(s) is/are between the recommended 15cm and 18cm.
- The going of the step(s) is/are not between the recommended 30cm and 45cm.
- These steps are straight ahead as you enter via the leisure facilities internal entrance. The steps are shown in photograph 7.
- There is/are 4 clearly marked step(s), with a handrail on the right going up, for access to the boxing area.
- The height of the step(s) is/are between the recommended 15cm and 18cm.
- The going of the step(s) is/are not between the recommended 30cm and 45cm.
- These steps are located on the first floor, to the right as you enter via the leisure facilities internal entrance, as shown in photo 8.

Circulation

Collapse -

- There are not doors in corridors/walkways which have to be opened manually.
- There are corridors/walkways with a surface width of less than 120cm (excluding any permanent obstructions over a small distance).
- The type of flooring in corridors/walkways is carpet and laminate.
- There is some flooring in corridors/walkways which includes patterns or colours which could be confusing or look like steps or holes to some people.
- There is some flooring in corridors/walkways which is shiny and could cause issues with glare or look slippery to some people.
- There is good colour contrast between the walls and floor in all areas.
- The lighting levels are varied.
- Access to other floors/levels is via stairs.

Signage

Collapse -

- Wayfinding signage is provided.
- The colour, design and typeface of signs is consistent throughout the building.


Audio

Collapse -

- This venue does play background music in public areas.
- Music is played in the entrance lobby and in other areas depending on use.
- There is not a hearing assistance system in the public areas of the building.



1



2



3




4



5



6



7



8

Fitness Suite

Collapse -

Access to Fitness Suite

Collapse -

- The fitness suite is located on the ground floor, to the left as you enter via the leisure facilities external entrance.
- The fitness suite is 5m (5yd 1ft) from the leisure facilities external entrance.
- There is level access to the fitness suite.
- Level access is by lift.
- There are doors into the fitness suite.
- The doors open away from you (push).
- The doors are single.
- The doors are heavy.
- The opening is 96cm (3ft 2in) wide.

Fitness Suite (General)


Collapse -

- Staff receive no training in assisting disabled people.
- A portable hearing loop is not available for induction.
- There is clear manoeuvring space between equipment.
- There is level access to all of the equipment.

Comments

Collapse -

- On the first floor there is also a spin room with level access from the leisure facilities internal entrance and stepped access to a boxing cardio area and studio.



1



2



3



4



5



6



7



8



9



10

Step(s) (Fitness Suite)

Collapse -

- There is a/are step(s) located to the right as you enter from the leisure facilities external entrance.
- The step(s) is/are used to access the fitness suite.
- There is/are 5 step(s).
- The step(s) is/are clearly marked.
- The height of the step(s) is/are between 15cm and 18cm.
- The going of the step(s) is/are not between 30cm and 45cm.
- There is a/are handrail(s) at the step(s).
- The handrail(s) is/are on the right going up.
- Handrails are at the recommended height (90cm-100cm).
- Handrails do cover the flight of stairs throughout its length.
- Handrails are easy to grip.
- Handrails do extend horizontally beyond the first and last steps.
- The lighting levels at the step(s) are good.



1



2

Lift (Fitness Suite)

Collapse -

- There is a lift for public use.
- The lift is located ahead as you enter the fitness suite entrance.
- The lift is clearly visible from the entrance.
- The lift is approximately 7m (7yd 1ft) from the leisure facilities external entrance.
- The lift is a platform lift.
- A member of staff needs to be notified for use of the lift.
- A member of staff is required to operate the lift.
- The platform lift accesses a small level change.
- Clear signs indicating the facilities on each floor are not provided on lift lobby landings.
- There is not a clear level manoeuvring space of 150cm x 150cm in front of the lift.
- Lighting levels are at least 100 lux at floor level in the lift lobby.
- The external controls for the lift are within 90cm - 110cm from the floor.
- The colour contrast between the external lift controls and the control plate is good.
- The colour contrast between the external lift control plate and the wall is good.

- The clear door width is 78cm (2ft 7in).
- The dimensions of the lift are 75cm x 140cm (2ft 6in x 4ft 7in).
- There are separate entry and exit doors in the lift.
- There is not a list of floor services available within the lift.
- The lift does not have a visual floor indicator.
- The lift does not have an audible announcer.
- The controls for the lift are within 90cm - 120cm from the floor.
- There is not a hearing loop system.
- The lift does not have Braille markings.
- The lift does not have tactile markings.
- The lighting levels in the lift are good.



1



2

Swimming Pool

Collapse -

- There is not level access from the changing area to the swimming pool.
- There is not a ramped entrance into the water.
- There is a wet side chair available.
- There is a hoist for wheelchair users to access the water.
- The hoist is manual.
- There are steps into the swimming pool.
- There are 6 steps.
- There is a ladder type entrance into the water.
- There is a handrail on both sides of the ladder.



1



2



3



4



5



6



7

Step(s) (Swimming Pool)

Collapse -

- There is a/are step(s) located to the right on entering the swimming pool entrance.
- The step(s) is/are used to access the swimming pool from the accessible changing room in the reception lobby.
- There is/are 6 step(s).
- The step(s) is/are not clearly marked.
- The height of the step(s) is/are between 15cm and 18cm.
- The going of the step(s) is/are not between 30cm and 45cm.

- There is a/are handrail(s) at the step(s).
- The handrail(s) is/are on the right going up.
- Handrails are at the recommended height (90cm-100cm).
- Handrails do cover the flight of stairs throughout its length.
- Handrails are easy to grip.
- Handrails do extend horizontally beyond the first and last steps.
- The lighting levels at the step(s) are good.



1



2

Lift (Swimming Pool)

Collapse -

- There is a lift for public use.
- The lift is located to the right as you enter the swimming pool entrance.
- Signs indicating the location of the lift are not available from the entrance.
- The lift is approximately 10m (10yd 2ft) from the leisure facilities external entrance.
- The lift is a platform lift.
- A member of staff needs to be notified for use of the lift.
- The platform lift accesses a small level change.
- There is not a clear level manoeuvring space of 150cm x 150cm in front of the lift.
- The external controls for the lift are within 90cm - 110cm from the floor.
- The colour contrast between the external lift controls and the control plate is good.
- The colour contrast between the external lift control plate and the wall is good.
- The clear door width is 80cm (2ft 7in).
- The dimensions of the lift are 80cm x 104cm (2ft 7in x 3ft 5in).
- There are separate entry and exit doors in the lift.
- The lift does not have a visual floor indicator.
- The lift does not have an audible announcer.
- The controls for the lift are within 90cm - 120cm from the floor.
- There is not a hearing loop system.
- The lift does not have Braille markings.
- The lift does not have tactile markings.
- The lighting levels in the lift are good.



1



2

Step(s) (Changing Area to Poolside)

Collapse -

- There is a/are step(s) located between the changing areas and the swimming pool.
- The step(s) is/are used to access the swimming pool.
- There is/are 4 step(s).
- The step(s) is/are clearly marked.
- The height of the step(s) is/are between 15cm and 18cm.

- The going of the step(s) is/are not between 30cm and 45cm.
- There is a/are handrail(s) at the step(s).
- The handrail(s) is/are on the right going up.
- Handrails are at the recommended height (90cm-100cm).
- Handrails do cover the flight of stairs throughout its length.
- Handrails are easy to grip.
- Handrails do not extend horizontally beyond the first and last steps.
- The lighting levels at the step(s) are good.



1



2

Other Floors

Collapse -

Stairs


Collapse -

- Stairs can be used to access other floors.
- The stairs are for public use.
- The stairs are located in the entrance lobby.
- The stairs are approximately 6m from the leisure facilities external entrance.
- The stairs are clearly visible from the entrance.
- The floors which are accessible by stairs are G and 1.
- There are 15 steps between floors.
- The height of the step(s) is/are between the recommended 15cm and 18cm.
- The going of the step(s) is/are not between the recommended 30cm and 45cm.
- The steps are clearly marked.
- There is a/are handrail(s) at the step(s).
- The steps have a handrail on both sides.
- Handrails are at the recommended height (90cm-100cm).
- Handrails do cover the flight of stairs throughout its length.
- Handrails are easy to grip.
- Handrails do extend horizontally beyond the first and last steps.
- There is a landing.
- Clear signs indicating the facilities on each floor are not provided on landings.
- The lighting levels at the steps are low.

Other Information

Collapse -

- The area(s) on the floors which are not accessible is/are studio 1, boxing area and cardio room.



1



2

Changing Area

Collapse -

Changing Area

Collapse -

- There is a/are changing area(s) available.
- The changing area that was surveyed is located on the ground floor, to the right as you enter the leisure facilities external entrance.
- The changing area is approximately 6m from the leisure facilities external entrance.
- The changing area is approximately 5m from reception.
- The changing area is approximately 15m from the swimming pool.
- There is step-free access to the changing area.
- The facilities available within the changing area include; an accessible changing room/cubicle, standard changing rooms/cubicles, standard showers, standard toilets and baby change facilities.
- This is a male changing area.
- Similar female changing area(s) are available.
- The door(s) open(s) away from you (push).
- The door(s) is/are single width.
- The door(s) is/are heavy.
- The width of the door opening is 77cm.
- The type of flooring in the changing area is tiles.
- There is not a flashing fire alarm beacon within the changing area.
- There are changing benches or seats within the changing area.
- There are lockers within the changing area.
- There is a/are locker(s) within reach for a wheelchair user.
- There is not a water dispenser available.
- The lighting levels in the changing area are good.

Shower Facilities

Collapse -

- Shower facilities are available.
- There is step-free access to the shower facilities.
- Fixed.
- The height of the shower head(s) is/are 180cm.
- The shower control type(s) is/are twist/turn.
- There is no seat for the shower(s).
- There is not a/are not wall-mounted grab rail(s) available for the shower(s).

Toilet Facilities

Collapse -

- Toilet facilities are available.
- There is step-free access to the toilet(s).
- An ambulant toilet with wall-mounted grab rails is not available.
- The wash basin(s) tap type is lever.
- The lighting levels in the toilet(s) are good.

Baby Changing Facilities

Collapse -

- Baby changing facilities are available.
- Baby changing facilities are located in the changing area.
- The baby change table is not set against the wall, permanently fixed at 75cm from the floor.
- The baby change table is not height adjustable.
- The height of the baby change table once extended is 92cm.

Comments

Collapse -


- There is level access into the female and male changing rooms from the leisure facilities external entrance.
- Access from the changing rooms to the pool at the rear is via steps.
- Step free access to the pool may be gained via the swimming pool entrance in the reception foyer.



1



2



3



4



5



6



7



8



9



10

Step(s) (Changing Areas)

Collapse -

- There is a/are step(s) located at the entrance/exit to the male changing area on the poolside.
- The step(s) is/are used to access the changing area from the poolside.
- There is/are 3 step(s).
- The step(s) is/are clearly marked.
- The height of the step(s) is/are not between 15cm and 18cm.
- The height of the step(s) is/are 12cm.
- The going of the step(s) is/are between 30cm and 45cm.
- There is a/are handrail(s) at the step(s).
- The handrail(s) is/are on the right going up.
- Handrails are at the recommended height (90cm-100cm).
- Handrails do cover the flight of stairs throughout its length.
- Handrails are easy to grip.
- Handrails do extend horizontally beyond the first and last steps.
- The lighting levels at the step(s) are good.

Comments

Collapse -

- There are similar steps in the female changing area.